


Navigation and Activities Queue Guide

Logging In:

1. Navigate to TeleMedVet Cloud PACS <https://telemedvet.ambrahealth.com/>.
 - a. Please note that Google Chrome is the best supported browser for Ambra Cloud PACS. Safari, Firefox, and Edge are also supported.
2. Enter your email and password.
 - a. To reset your password, simply click on “Forgot your password?” and enter your account’s email. That will send you an email where you can reset your password.

General Navigation:

Key navigation will be found under Studies and Activities as seen below.



Studies: Access your institution's study list

Activities: Approve or reject pending studies

To approve imaging for interpretation by the radiologists:

Complete the following steps to initiate TeleMedVet’s reading workflow after sending imaging via DICOM transfer or Web Upload (non-DICOM images only)

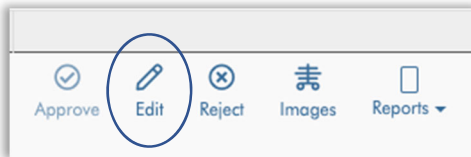
1. Navigate to and login to TeleMedVet Cloud PACS: <https://telemedvet.ambrahealth.com/>
2. Navigate to the “Activities” Queue.



- a. Any pending studies will show here.

Actions		Date	From, To	Patient	Study	Study date	Approve	Edit	Reject	Images	Reports
<input type="checkbox"/>		05-14-2021 01:19 PM	From: Alvan Hurley To: 00 - Test Clinic	ZZTEST*MINION (M) DOB 03-15-1988 MRN 284498	SCHEDULED APPT CR 3 Images ACC# 0000010 Referring Veterinarian 1497240758*CHRISTENSEN*BRANDON Priority: Routine Number of Images Sent: 123 Species: Canine Breed (Canine): Afghan Hound Mix breed?: YES Age: 4 months Weight (Kg): 4 Sex: Female History: TEST Clinical Question: TEST2 Are there priors for this patient?: NO Source Clinic: Academy Animal Hospital	04-17-2020					
<input type="checkbox"/>		04-26-2021 01:11 PM	From: Alvan Hurley To: 00 - Test Clinic	Marasco*Baby (F) DOB 09-14-2012 MRN 10354	DX 11 Images Exam Type: DX Priority: Routine Are there priors for this patient?: NO	04-12-2021					

3. Click "Edit" on line for study which you want to edit.



4. Fill out the required fields, including the Clinical Question and any patient History.
 a. Please note that some fields will not appear until the prerequisite field is selected. For example, Species is a prerequisite for Breed:

* Priority	Routine	* Are there priors for this patient?	YES
* Species	select	* Mix breed?	YES

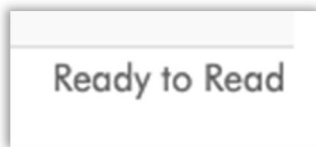
* Priority	Routine	* Are there priors for this patient?	YES
* Species	Canine	* Breed (Canine)	select
		* Mix breed?	YES

* Age	* Weight (Kg)	* Sex
8 years	10	MALE
Numeric value only		
* History		
Vehicle Collision		
* Clinical Question		
Does injury require immediate surgery?		

- Click “Save and Approve” if you have verified all of the patient’s information and are ready for the radiologists to read the exam. You cannot save without approving, so be sure you are ready to enter all details.

Save and Approve

- This will send the exam to the radiologists’ worklist and mark it as “Ready to Read”



To access your reports once written by the radiologists:

- Within your “Studies” list you can use the “Reports” action to view report PDFs. However, please note that your account’s email will also receive notification once the report is ready along with the PDF of that report attached within that email.
- You can also use the download dropdown (next to the download icon) to download a burnable ISO file, which is has an embedded viewer and includes report PDFs.

04-26-2021	Images	Download	New Message	3 Reports	Latest Report
01:11 PM					
7d 1h 35m					Addendum